



IDEAL 4305
with optional stand



IDEAL 4705
with optional stand



IDEAL 4315 / IDEAL 4350
with optional cabinet



Model	IDEAL 4305	IDEAL 4705	IDEAL 4315	IDEAL 4350
Cutting length, mm	430	475	430	430
Cutting height, mm	40	70	40	40
Table depth, mm	435	455	435	435
Narrow cut, mm	34	30	35	35
Clamping	fast flick action clamp	spindle clamping	fast flick action clamp	automatic clamp
Backgauge with hand crank	•	•	•	•
Measurement readout (mm/inches)	scale on side lay	scale on front table	digital display	digital display
Optical cutting line	-	-	• (LEDs)	• (LEDs)
Blade drive	manual	manual	electro-mechanical	electro-mechanical
Safety guards	front and rear table	front and rear table	front and rear table	front and rear table
Power supply/performance	-	-	230 V / 50 Hz / 0.45 kW*	230 V / 50 Hz / 0.45 kW*
Table top machine	•	•	•	•
Stand Cabinet	optional -	optional -	optional optional	optional optional
Dimensions, mm, H x W x D	400 / 1090 ² x 880 x 880	590 / 1270 ³ x 1000 x 890	360 / 1055 ² / 1080 ³ x 640 x 880	360 / 1055 ² / 1080 ³ x 640 x 880
Weight, kg	44 / 54 ²	85 / 93 ²	81 / 91 ² / 113 ³	86 / 96 ² / 118 ³

* other voltages available

² with stand ³ with cabinet



4305: Side lay with measuring scale (mm/inches)



Easy and safe cutting stick change



Safe and convenient blade change from the front



4315/4350: Digital measurement readout

Model overview


Model	Description	Unit price
ROTARY TRIMMERS		
IDEAL 1030	Cutting length: 330 mm	
IDEAL 1031	Cutting length: 430 mm	
LARGE FORMAT ROTARY TRIMMERS		
IDEAL 0135	Cutting length: 1350 mm	
paper roll holder	for IDEAL 0135	
IDEAL 0155	Cutting length: 1550 mm	
paper roll holder	for IDEAL 0155	
TRIMMERS		
IDEAL 1133	Cutting length: 340 mm	
IDEAL 1142	Cutting length: 430 mm	
IDEAL 1134	Cutting length: 350 mm	
IDEAL 1135	Cutting length: 350 mm	
IDEAL 1046	Cutting length: 460 mm	
IDEAL 1038	Cutting length: 385 mm	
IDEAL 1058	Cutting length: 580 mm	
IDEAL 1071	Cutting length: 710 mm	
IDEAL 1080	Cutting length: 800 mm	
IDEAL 1110	Cutting length: 1100 mm	
OFFICE GUILLOTINES		
IDEAL 4305	Cutting length: 430 mm	
IDEAL 4705	Cutting length: 475 mm	
IDEAL 4315	Cutting length: 430 mm	
IDEAL 4350	Cutting length: 430 mm	
Stand	for IDEAL 4305 / 4315 / 4350	
Stand	for IDEAL 4705	
Cabinet	for IDEAL 4315 / 4350	

For precise and safe cutting in your office
Rotary trimmers, trimmers and office guillotines



The technical data are approximate. Subject to change. 01/2011 KW





IDEAL 1030
IDEAL 1031

IDEAL 1133
IDEAL 1142

IDEAL 1134

IDEAL 1135
IDEAL 1046

IDEAL 1038
IDEAL 1058

IDEAL 1071

IDEAL 1080
IDEAL 1110

IDEAL 0135 | IDEAL 0155
with optional paper roll holder

Model	IDEAL 1030	IDEAL 1031	IDEAL 1133	IDEAL 1142	IDEAL 1134	IDEAL 1135	IDEAL 1046	IDEAL 1038	IDEAL 1058	IDEAL 1071	IDEAL 1080	IDEAL 1110	IDEAL 0135	IDEAL 0155
Cutting length, mm	330	430	340	430	350	350	460	385	580	710	800	1100	1350	1550
Cutting capacity in sheets (A4, 70 g/m ²)	5-6	5-6	15	15	25	25	30	50	40	40	20 / 4 mm	20 / 4 mm	max. 0.8 mm	max. 0.8 mm
Resharpenable blades	-	-	-	-	•	•	•	•	•	•	•	•	-	-
Clamping	clamp bar (automatic)	clamp bar (automatic)	manual clamp bar	manual clamp bar	manual clamp bar	automatic / EASY_LIFT	automatic / EASY_LIFT	manual	manual	manual	foot pedal	foot pedal	clamp bar (automatic)	clamp bar (automatic)
Blade guard	safety cutting head	safety cutting head	guard on clamp bar	guard on clamp bar	stationary	stationary	stationary	automatic	automatic	stationary	stationary	stationary	safety cutting head	safety cutting head
Side lay	•	•	•	•	•	•	•	•	•	•	•	•	-	-
Measuring scale	mm scale/cm screen	mm scale/cm screen	mm	mm	mm/inches	mm/inches	mm/inches	mm/inches	mm/inches	mm/inches	mm/inches	mm/inches	mm/inches	mm/inches
Backgauge	• (with measuring scale)	• (with measuring scale)	•	•	•	•	•	•	•	•	•	•	-	-
Front gauge	• (with measuring scale)	• (with measuring scale)	-	-	-	-	-	•	•	•	•	•	-	-
Calibrated rotary knob for front gauge	-	-	-	-	-	-	-	•	•	•	•	•	-	-
Narrow strip cutting device	-	-	-	-	-	-	-	•	•	•	•	•	-	-
Format indications	-	-	A6 – A4/photo sizes	A6 – A4/photo sizes	A6 – A4/"Letter size"	A6 – A4/"Letter size"	A6 – A3/American sizes	A6 – A4	A6 – A4	A6 – A3	A6 – A3	A6 – A3	-	-
Table size, mm, W x D	330 x 165	430 x 165	250 x 340	250 x 430	304 x 385	304 x 385	356 x 510	356 x 403	356 x 604	506 x 765	605 x 800	760 x 1100	1350 x 295	1550 x 295
Dimensions, mm, H x W x D	61 x 476 x 201	61 x 576 x 201	85 x 290 x 570	85 x 290 x 660	310 x 340 x 570	325 x 340 x 585	385 x 390 x 700	260 x 410 x 575	260 x 410 x 790	520 x 570 x 980	1215 x 670/890 ¹ x 1080	1360 x 830/1060 ¹ x 1390	940 x 1540 x 480	940 x 1740 x 480
Weight, kg	0,7	0,9	2,5	3,0	4,0	4,5	7,5	9,0	14,0	23,0	55,0	60,0	32	35

¹ fold-away extension table in working position



1030/1031: Safety cutting head and protractor



1133/1142: Format indications and photo sizes on table




1134/1135/1046: Cutting line indicator for precise aligning




1135/1046: EASY_LIFT paper release lever for automatic clamp



1038/1058/1071: Adjustable front gauge



1038/1058: Automatic blade guard



1038-1110: Rotary knob for the front gauge



0135/0155: Safety cutting head with rotary blade